

ACCESSORIES

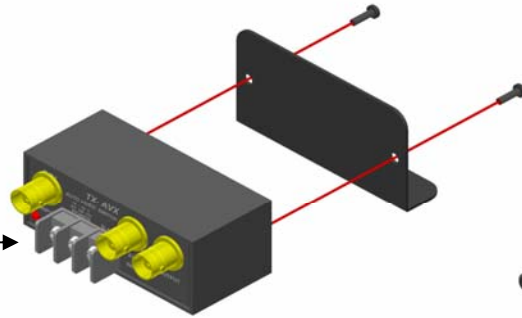
REAR RACK ADAPTER

FP-RRB1, ST-RRB1 & TX-RRB1

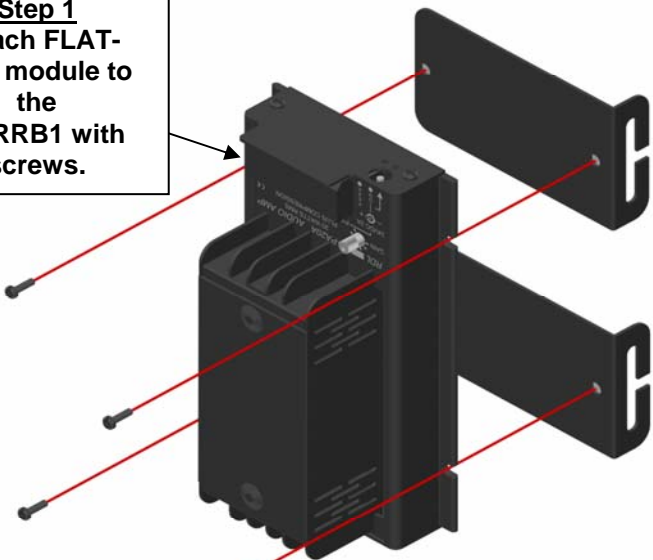
Installation/Operation

CE EN55103-1 E1-E5; EN55103-2 E1-E4
 Typical Performance reflects product at publication time
 exclusive of EMC data, if any, supplied with product.
 Specifications are subject to change without notice.

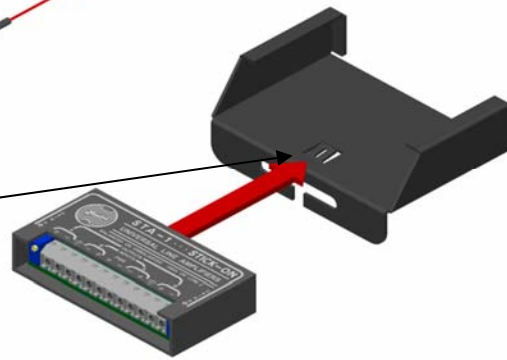
Step 1
 Attach TX
 module to the
 TX-RRB1
 with screws.



Step 1
 Attach FLAT-
 PAK module to
 the
 FP-RRB1 with
 screws.



Step 1
 Slide the STICK-ON
 onto the ST-RRB1.
 Once it is fully
 seated bend the
 locking tab up
 slightly to secure
 the module to the
 ST-RRB1.



Step 2
 Attach
 RRB1 with
 appropriate
 module on
 to rear rack
 rail with
 supplied
 screws.

