

# INSTALLATION MANUAL

## EZ-DC1 and EZ-DC2 Desktop Chassis

Model EZ-DC1  
1/6 Rack width

Model EZ-DC2  
1/3 Rack width

Visit the RDL website for hundreds of professional A/V products made in the USA by RDL.

[www.rdl.net.com](http://www.rdl.net.com)

**Decades of Performance, Quality and Value**

---

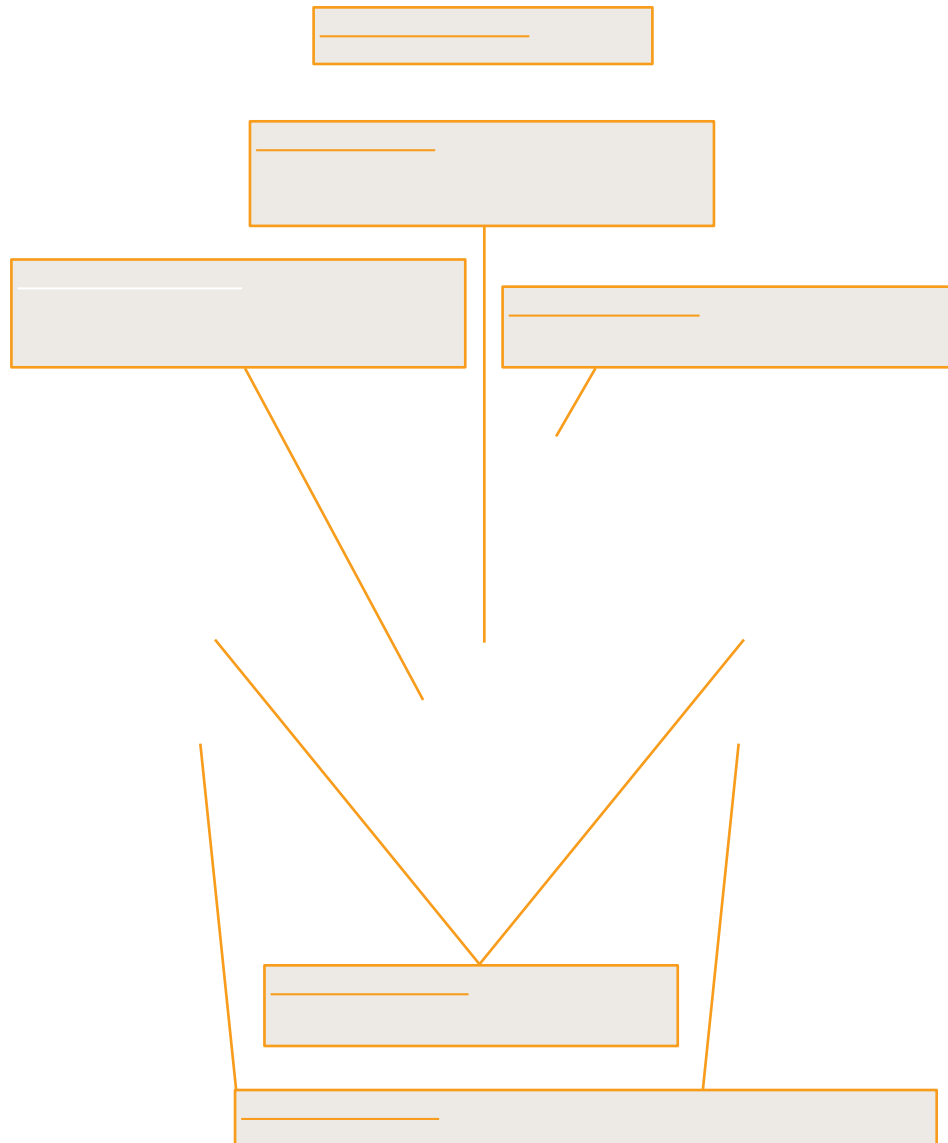
RDL • 659 N. 6th Street • Prescott, AZ • USA 86301 • Sales: 800-281-2683 • 928-443-9391  
Tech Support: 800-933-1780 • 928-778-3554 • RDL Europe Sales & Support: (31) 20-6238-983

# EZ-DC1 and EZ-DC2

## Desktop Chassis




- Mounts 1/6 Width (EZ-DC1) or 1/3 Width (EZ-DC2) EZ Product to Desktop
- Installs Quickly With Two Screws
- Covers Cable Port in Desktop
- Provides Space for Excess Wire

## FEATURES OF EZ-DC MODELS



---

## MOUNTING EZ-DC MODELS



---

## OTHER SELECTED EZ SERIES MOUNTING ACCESSORIES

### **EZ-RA6**

**Rack Adapter** for 6 Increments of 1/6 Rack Width

### **EZ-CC6**

**Component Chassis** for 6 Increments of 1/6 Rack Width

### **EZ-SMB1**

**Surface Mount Bezel** for 1/6 Rack Width Products

### **EZ-SMB2**

**Surface Mount Bezel** for 1/3 Rack Width Products

### **EZ-SD1**

**Storage Drawer** 1/6 Rack Width

### **EZ-SD2**

**Storage Drawer** 1/3 Rack Width

Use EZ-SD1 and EZ-SD2 in Place of Filler Panel(s)  
Drawers Hold Adapters and Cables  
Mount in EZ-CC6 and EZ-RA6

### **EZ-UCB2**

**Under-Counter Brackets** 1/6 or 1/3 Rack Width

### **EZ-FP1**

**Filler Panel** 1/6 Rack Width

Mounts in EZ-CC6 and EZ-RA6

---

Complete accessory listing available at: [rdlez.com](http://rdlez.com)

CE

891-1625

Copyright © 2009 Radio Design Labs, Inc. RDL, Radio Design Labs and the RDL logo are registered trademarks of Radio Design Labs, Inc. Data reflects product at publication time, subject to change without notice. "Made in USA" applies to all EZ products except power supplies.